



Under Development	
Mass production	●

High Power Emitter LED
P/N: HL-C3535F22B3EA-ZW

RoHS

Specification

规格书

Client Name : _____

客户名称 :

Client P/N : _____

客户品号 :

Product P/N : HL-C3535F22B3EA-ZW

产品型号 :

Sending Date: _____

送样日期 :

Client approval 客户审核			Hongli approval 鸿利光电审核		
Approval 核准	Audit 确认	Confirmation 制作	Approval 核准	Audit 确认	Confirmation 制作
					Daivid Zhou
<input type="checkbox"/> Qualified 接受		<input type="checkbox"/> Disqualified 不接受		DATE: 日期 :	

Adr : Airport High-tech Industry Base Jinggu South Road (XianKe 1st Road Inter-section), Huadu District, Guangzhou, China

地址 : 中国广州市花都区机场高新科技产业基地金谷南路与先科一路交汇

Tel/电话 : 020-86733333

Fax/传真 : 020-86733883 86733938

注:1. 此规格书以中英文方式书写,若有冲突以中文版本为准文本.

2. 此规格书的最终解释权归广州鸿利光电股份有限公司

3. 此规格书的有效期限为两年,自盖章或签字之日起计算,期满时双方可以续签协议,但应采用书面形式

High Power Emitter LED

P/N: HL-C3535F22B3EA-ZW



ATTENTION
OBSERVE PRECAUTIONS
FOR HANDLING
ELECTROSTATIC
DISCHARGE
SENSITIVE
DEVICES



Features 特点

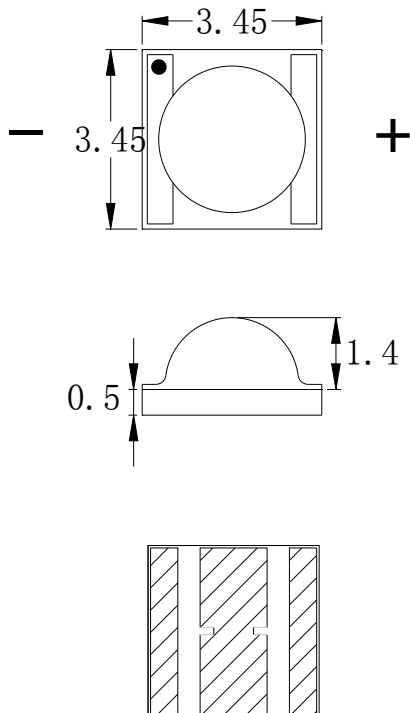
- Dimension 尺寸：3.45mm×3.45mm×1.9mm
- Long operating life 寿命长
- High efficiency 高效率
- Lambertian radiation pattern 朗伯光照模式
- Low voltage DC operated 低电压直流作业
- Cool beam, safe to the touch 冷光源，触摸安全
- High heat dissipation efficiency 散热效率高
- Superior ESD protection 好的静电防护能力

Applications 应用

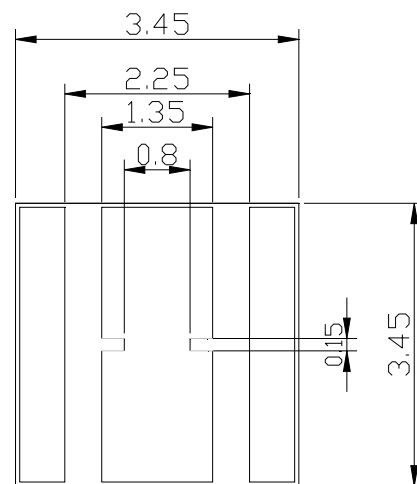
Small size, Flexible design 体积小，设计灵活



Package Dimensions 封装尺寸



Recommended Soldering 推荐焊接



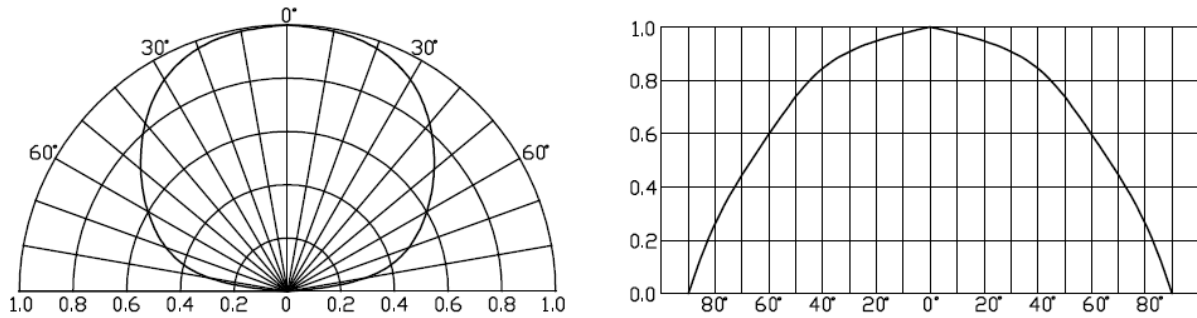
Notes 注意:

1. All dimension units are millimeters. 所有尺寸单位均为毫米。
2. All dimension tolerance is ± 0.2 mm unless otherwise noted. 所有尺寸误差是 ± 0.2 毫米除非另有说明。

High Power Emitter LED

P/N: HL-C3535F22B3EA-ZW

Radiation Pattern 辐射模式



Typical Optical/ Electrical Characteristics @T_a=25°C 典型的光学/电气特性在 Ta=25°C

Symbol 符号	Item名称	Min. 最低	Typ. 典型	Max. 最高	Units 单位	Test Conditions 测试条件
ΦV	Luminous Flux光通量	20	30	—	lm	IF=700mA
Φe	Radiation Power辐射功率	—	750	—	mW	IF=700mA
VF	Forward Voltage [1]正向电压	3.0	—	3.6	V	IF=700mA
λ _d	Wave length主波长	450	—	460	nm	IF=700mA
2θ _{1/2}	50% power angle发光角度	—	130	—	deg	IF=700mA
IR	Reverse Current反向电流	—	—	30	uA	VR = 5V

Notes注:

1. Tolerance of measurement of forward voltage±0.1V、peak Wavelength±2.0nm、luminous flux±5%
 测量正向电压误差为±0.1、波长误差为2.0nm、光通量误差为±5%。

Absolute Maximum Ratings 绝对最大额定值在TA=25°C

Item名称	Symbol 符号	Absolute Maximum Rating 绝对最大额定值	Units单位
Power dissipation[1]功率	Pd	3	W
DC Forward Current[1]正向电流	I _F	700	mA
Peak Forward Current峰值电流	I _{FP}	1000	mA
Reverse Voltage[1]方向电压	V _R	5	V
Operating Temperature 工作温度范围	Topr	-20°C To +65°C	
Storage Temperature 储存温度范围	Tstg	0°C To +40°C	

Note:

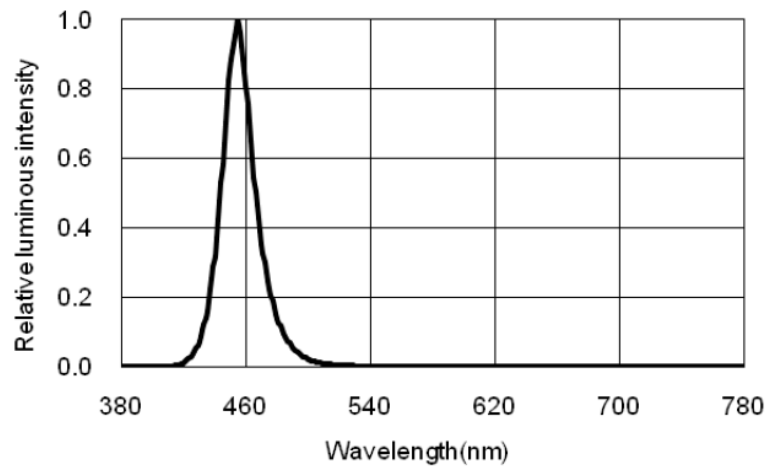
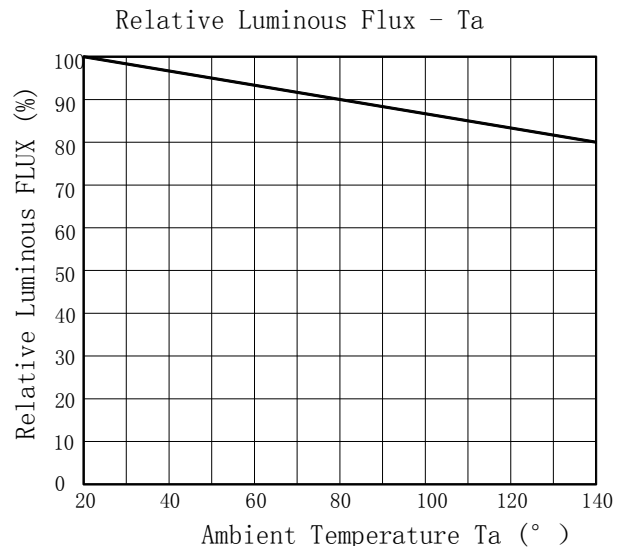
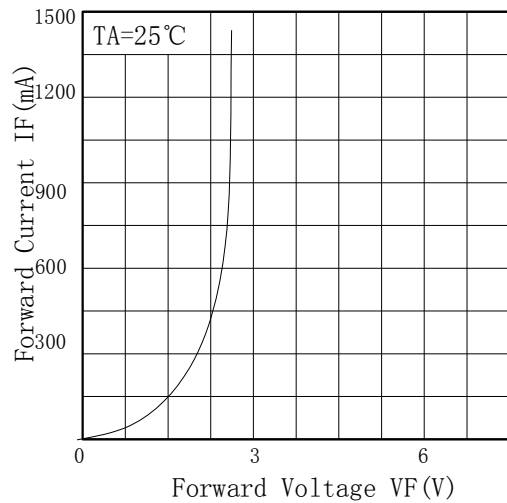
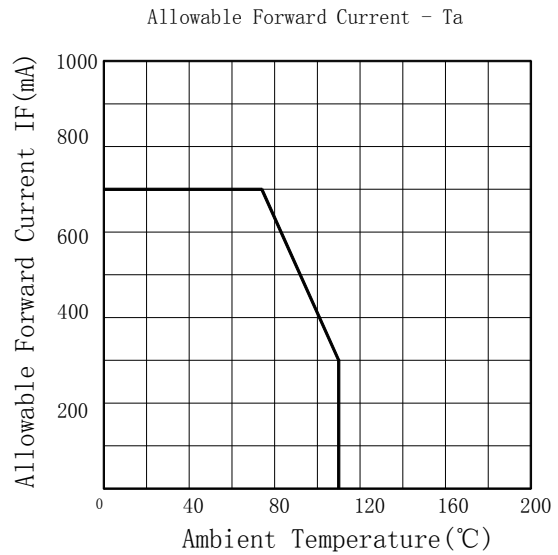
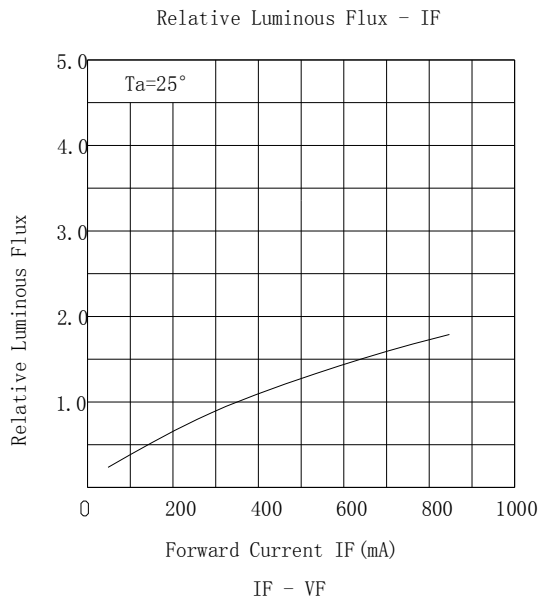
1. 1/10 Duty Cycle, 0.1ms Pulse Width. 1 / 10 占空比, 0.1ms 脉冲宽度。
 2. The temperature of Aluminum PCB do not exceed 55°C. 基板温度不超过55°C。



Under Development	
Mass production	●

High Power Emitter LED P/N: HL-C3535F22B3EA-ZW

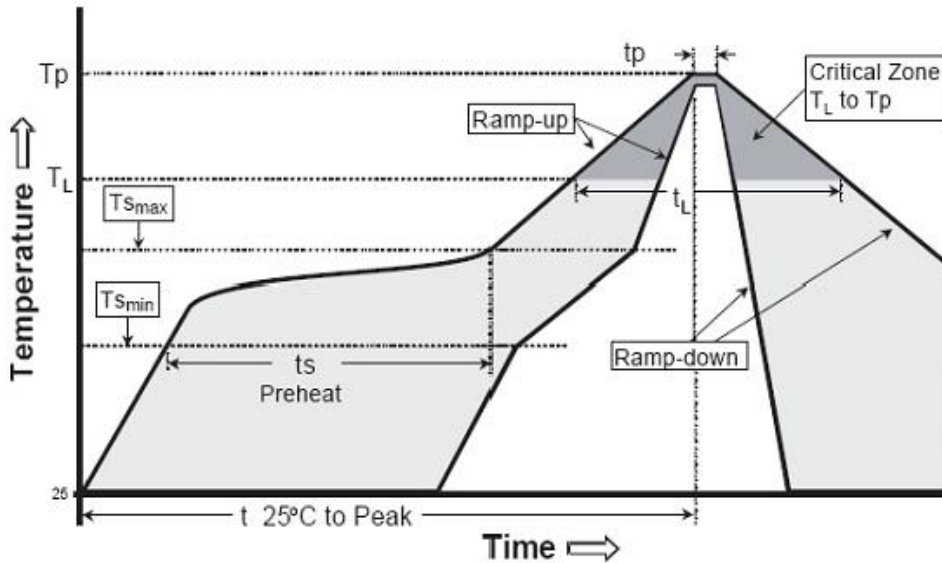
Typical Optical/Electrical Characteristics Curves 典型光学/电性特征曲线 ($T_a=25^\circ\text{C}$ Unless Otherwise Noted) ($T_a=25^\circ\text{C}$ 除非另有注释)





High Power Emitter LED
P/N: HL-C3535F22B3EA-ZW

Soldering 焊接 :



Reflow soldering 回流焊

Caution 注意:

1. wave peak and soak-stannum soldering etc. is not suitable for this products.
波峰焊、浸锡焊接不适合这个产品
2. reflow soldering should not be done more than one time
此产品只能过一次回流焊
3. The peak reflow temperature is $180 + 10^{\circ}\text{C}$, not more than 40 seconds
回流焊峰值温度为 $260 + 10^{\circ}\text{C}$, 不能超过 40 秒
4. Repairing should not be done after the LEDs have been soldered. When repairing is unavoidable, suitable tools have to be used.
焊接后, 尽量不要对 LED 进行修复, 如要修复, 请使用正确的工具.
5. when soldering, do not put stress on the LEDs during heating.
焊接时, 不要挤压灯头.
6. After soldering, do not warp the LED. do not stack PCBs or assemblies containing LEDs so that anything rests on the LED lens.
焊接后, 不要将 LED 进行堆压, 不要将焊好 LED 的 PCB 板直接堆积, 以免使灯头被挤压.

Test 测试

1. Drive IFP Conditions : Pulse Width $\leq 10\text{msec}$ duty $\leq 1/10$.

驱动 IFP 的条件 : 脉冲宽度 ≤ 10 毫秒 占空比 $\leq 1/10$.

2. All high power emitter LED products mounted on aluminum metal-core printed circuit board, can be lighted directly, but we do not recommend lighting the high power products for more than 5 seconds without an appropriate heat dissipation equipment.

所有高功率的发光 LED 产品安装在铝基板上, 可直接点亮, 但我们不建议在没有一个适当的散热设备时, 照明高功率 LED 点亮超过 5 秒.

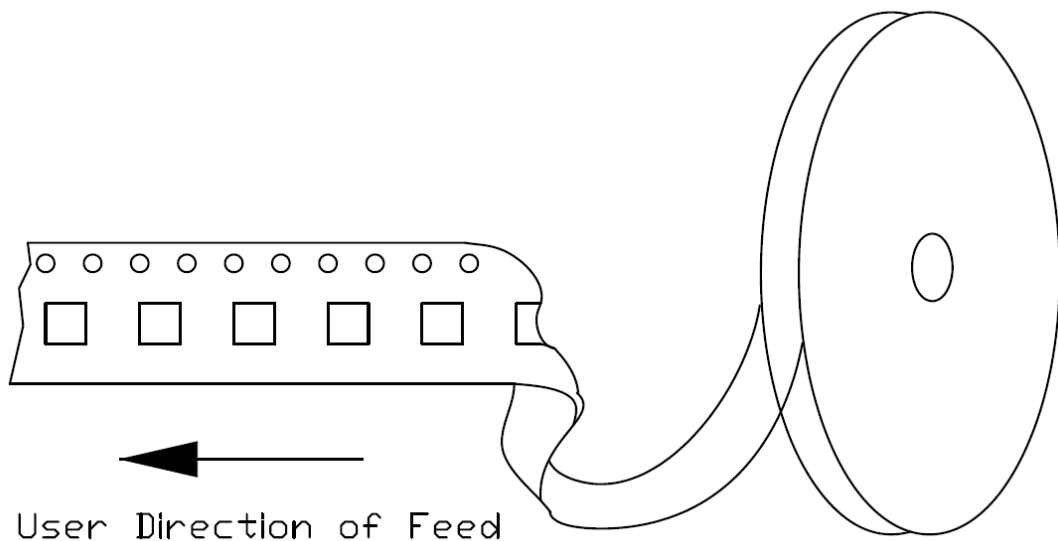
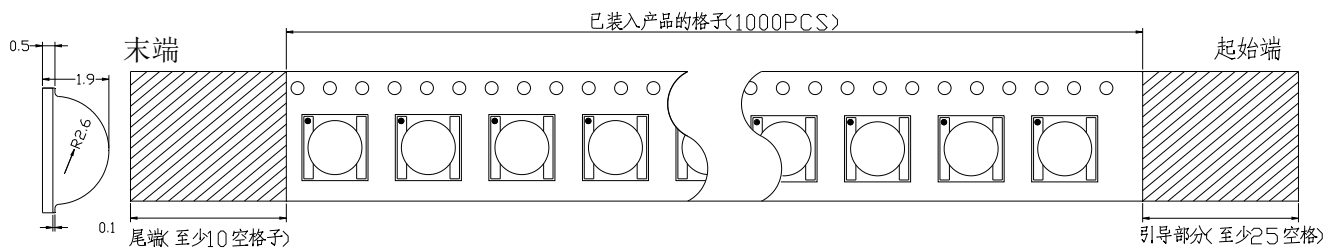
High Power Emitter LED
P/N: HL-C3535F22B3EA-ZW

Label 标签

ΦV: Luminous Flux rank
光通量档次范围
VF: Forward voltage rank
正向电压档次范围
TC: Color temperature
色温
LOT.NO: Lot Number
批号

 HONGLITRONIC 鸿利光电	
TYPE:XXXXXXXXXXXX	QTY:XXX PCS
Bin:	
ΦV: _____	TC: _____ VF: _____
DATE:	LOT. NO:

Tape Specifications(Units:mm)载带规格 (单位:mm)

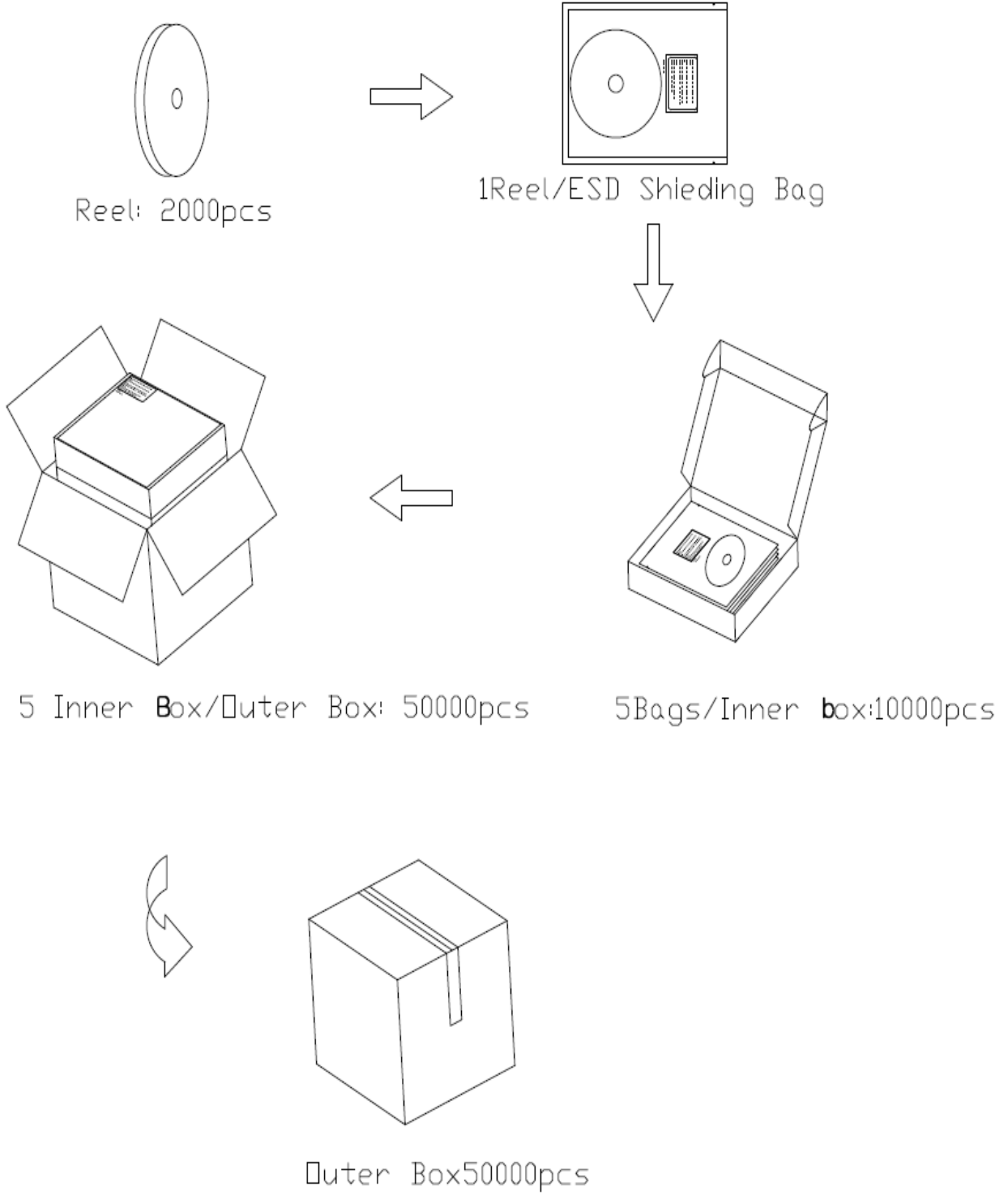




Under Development	
Mass production	●

High Power Emitter LED
P/N: HL-C3535F22B3EA-ZW

Packing包装



High Power Emitter LED

P/N: HL-C3535F22B3EA-ZW

Precaution for use 使用注意事项

1.Storage 存储

To avoid the moisture penetration ,we recommend storing LEDs in a dry box (or a desiccator) with a desiccant. The recommended conditions are temperature 5 to 30 degrees Centigrade. Humidity 60% maximum.

为了避免水分渗透，我们建议在存储LEDS（或干燥）加干燥剂.推荐的条件是温度5至30摄氏度.最大湿度60%

2.Precaution after opening packing 打开包装后的预防措施

2.1.Soldering should be done right after opening the package (within 24Hrs).

应在打开包装后（24小时内）内焊接使用。

2.2.Keeping of a fraction.尾数

-Sealing 密封

-Temperature: 5~30℃ 温度：5~30℃；Humidity: less than 30% 湿度：小于30%。

2.3.If the package has been opened than 1 week or the color of desiccant changed, components should be dried for 10-12 Hrs at 60±5℃.如果包装被打开超过1周或色度卡颜色的改变，组件应60±5℃除湿10-12小时。

3.Any mechanical force or any excess vibration shall not be accepted to apply during cooling process to normal temperature after soldering.产品在焊接后冷却过程中不接受任何机械力或任何多余的振动。

4.Please avoid rapid cooling after soldering.请避免焊接后快速冷却。

5.Components should not be mounted on warped direction of PCB.贴装组件的PCB不能翘曲

6.This device should not be used in any fluid such as water, oil ,organic solvent etc. When washing is required, Isopropyl Alcohol should be used.组件不应该用在任何流体如水，油，有机溶剂等。当需要清洗，应使用乙醇。

7.Avoid touching Lens parts especially by sharp tools such as pincette.避免用尖锐的工具接触透镜部分，如镊子。


8.Please do not force over 1000g impact or pressure diagonally on the silicone lens. It will cause fatal damage on this product.请不要用力超过1000g冲击或压力的对的硅透镜。它会导致本产品致命的伤害。

9.Please do not cover the silicone resin of the LEDs with other resin.


请勿使其他树脂的与发光二极管的硅树脂接触。

10.Do not use metal suction nozzle, rubber or silica gel suction nozzle is recommended.

不要使用金属吸嘴，建议使用橡胶或硅胶的吸嘴。



OK



NG

Note注:

1. $2\theta_{1/2}$ is the angle from optical centerline where the luminous flux is 1/2 the optical centerline value.

$2\theta_{1/2}$ 角的光学中心的光通量是1/2光学中心值。

3.The value only for reference.

仅供参考值




Under Development	
Mass production	●

High Power Emitter LED
P/N: HL-C3535F22B3EA-ZW

13. Do not stack PCBs or assemblies containing the LEDs so that anything rests on the LED lens. Force applied to the LED lens may result in the lens being knocked off. PCBs or assemblies containing the LEDs should be stacked in a way to allow at least 2 cm clearance above the LED lens.

不要堆叠PCB板或包含LED组件，一切作用于LED透镜。施加到LED透镜可能导致透镜损坏。印刷电路板或组件包含LED应堆放在一个至少与LED透镜间隙2厘米的上方。



OK



OK

